


DELHI PUBLIC SCHOOL HATHRAS
SESSION: 2023-24
HOLIDAY HOMEWORK
CLASS: I



Dear Parents

Greetings from DPS Hathras!

With the sun at an all time high, it is time for a long break; summer vacations indeed! While our students settle into a comfortable summer, it is important that they don't miss out on the fun of learning! Thus the faculty at DPS Hathras has designed a fun and activity based learning experience for the holidays.

These projects can easily be done by the children with minor assistance from parents as and when required. We assure you the projects will be a fun learning experience.

We wish you and your family a wonderful summer break!

With warm regards,

Ms. Neena Chaku
Principal
DPS Hathras

General Instructions:

- It is mandatory to do these specially designed activities for all the subjects.
- The child will be assessed for neat handwriting and creativity. The work can be done on plain A4 size sheets or a register/ notebook available at home. There is no need to use coloured sheets/ designer sheets.
- All the students are required to revise the syllabus covered so far of all the subjects thoroughly.
- The students should submit the work done to the concerned subject teacher on the day the school reopens after the holidays.

1. My Family Tree

Things You Should Know:

- i) Research your family history by talking with relatives and determine who you're including in your family tree.
- ii) Sketch the outline of your tree lightly with pencil, starting from the base and working up and out toward the branches.
- iii) Place your family members' name and photographs on the branches, writing the older generations near the bottom and the younger ones at the top.

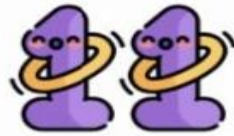


2. Unscramble the letters and write correct Number names.

(Fine motor skills and Analytical skills)



E N O



E N E V L E



W T O



W V E L E T



E H R T E



R I H E T T E N



R F U O



R O U F E T E N



E V F I



I F N E F T E



X I S



X I S E T N E



E V N E S



T E E N E S N E V



T G H E I



H E I G T N E E



E I N N



N E I N T E N E



N E T



W Y T E N T

3.ADDITION GAME

Skills Developed - Gross motor skills, social skills, Thinking skills, Cognitive skills


Practice makes perfect and we know that it's true when it comes to math, So, let's practice addition with this fun " Paper Plate Addition Game"

This fine motor Maths facts activity is a hands-on way for kids to practice Addition. It's so easy to set up and lots of fun.

Supplies Needed- Paper Plate, Buttons, black marker and dice.

How to make: Use black marker to draw a line across the centre of your plate. Next draw a line to divide the top half again. See the image for all illustration. Write a Plus sign between top parts.


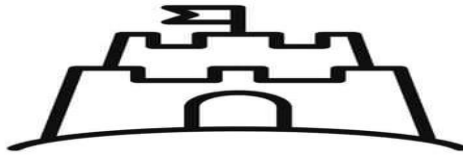
How to Play - Roll one dice, place that number of the buttons in the first section of your plate, Roll the dice again. Place that number of buttons in the second section. Add the two sections together and put the correct number of buttons in the bottom half of the plate. Remove the buttons and play again...



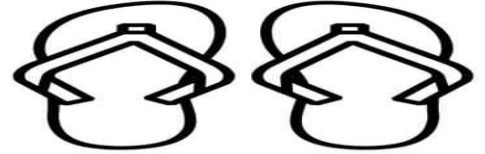

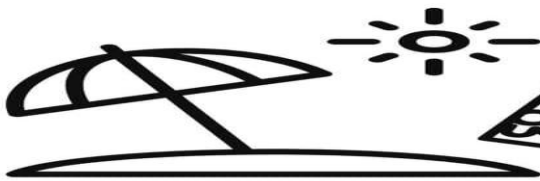
4. Make a small video on the places you visiting, during the summer holidays and send it to your teacher. (Socio Emotional and Cognitive development)



5. What I did in this summer vacations? Kindly colour the sheets and write the details. (Cognitive development)



HELLO Summer

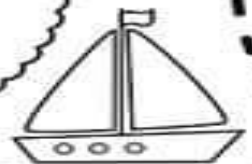
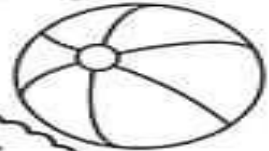


SUMMERTIME FUN!



A drawing of my
favorite summer
activity:

This summer
I will:




My summer goals:

My favorite summer
treat:



6. नीचे लिखी कविता याद कीजिए कोई एक व अपनी एक एक्शन के साथ कविता सुनते हुए वीडियो रिकॉर्ड कीजिए तथा अपनी शिक्षिका को भेजिए । (श्रवण- भाषण भाषायी कौशल)



7.GREAT STORIES HAPPEN TO THOSE WHO CAN TELL THEM.

It's time to now to foster the story telling skills of our young Dipsites.

This summer choose any fairy tale from you tube, listen to the story four to five times and make a short video of you narrating the story in your own words using props and your own creativity and send it to the class teacher.

Name of few tales are given below (just for reference)

1. Cinderella
2. Snow White
3. The Paper Princess
4. The Shoemaker and the Elves
5. Rapunzel

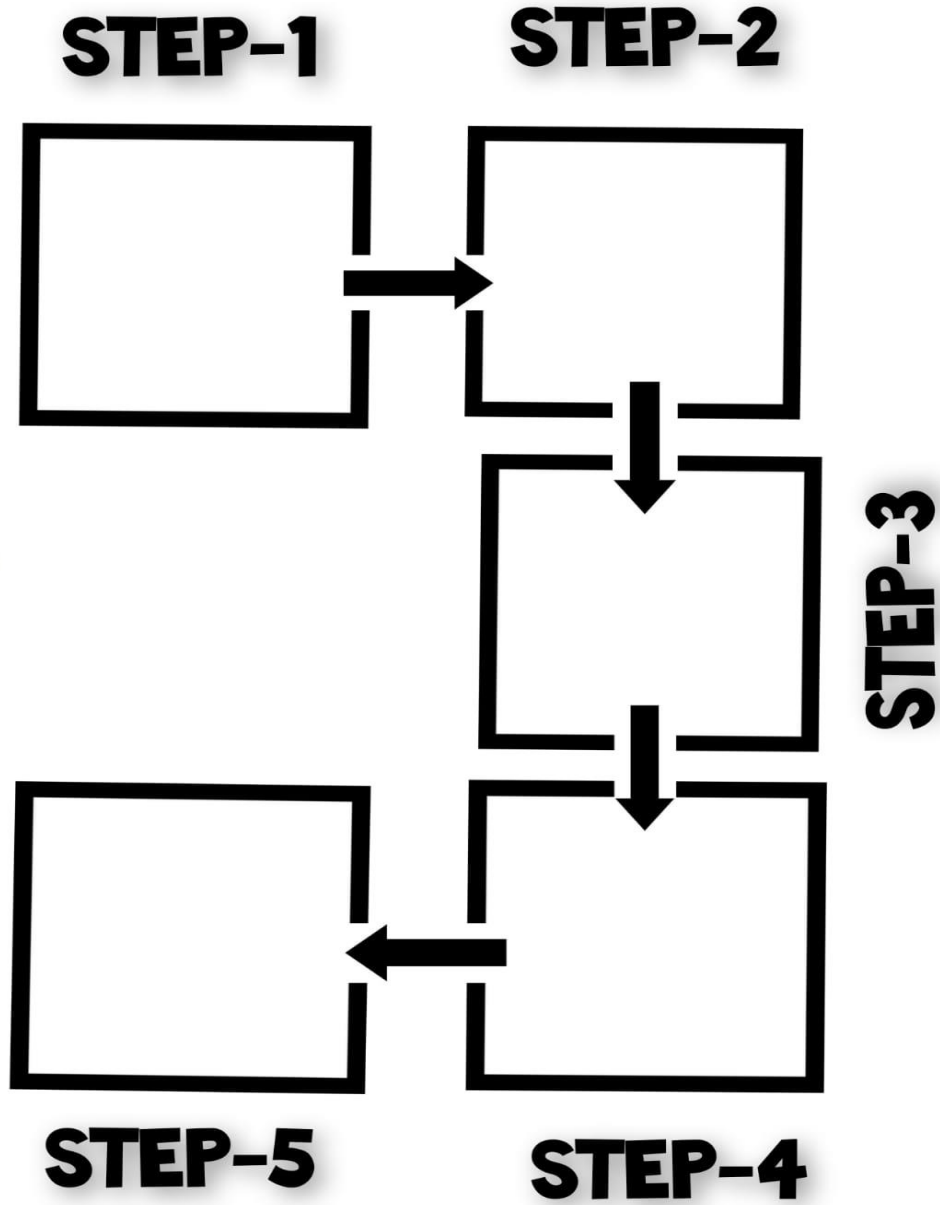


8. Have you tried the yumilicious Mango shake????!!

This summer try to make mango shake with the help of your mother and write the recipe of in the boxes given below. It can be a mocktail or a dessert also.



MANGO SHAKE




**9. Create a chart and paste the pictures of the different places where
Computer are used.**

Example:- Home, office, banks etc.



10. व्यंजनों के बिंदुओं को जोड़कर चित्र पूरा कीजिए एवं रंग भरिए ।
(भाषण- पठन भाषायी कौशल)



BACK TO SCHOOL

HERE'S A FUN ACTIVITY FOR KIDS

BOTTLE CAP OCEAN SCENE



1. This will enhance children's creativity with an additional benefit of strengthening their fine motor skills.
2. This would engage them creatively eliminating their boredom and adding the fun part in their calendar.

MATERIALS REQUIRED

1. SHEET (BLUE) FULL SIZE
2. BOTTLE CAP
3. SCISSORS
4. GLITTER TUBE (BLUE, GOLDEN AND RED)
5. ACRYLIC COLOURS (BLUE, RED AND WHITE)
6. CRAFT PAPER (YELLOW)
7. GOOGLY EYES